

Floor Standing

- 1 *Specifications*
- 2 *Capacity Table*
- 3 *Dimensional Drawing*
- 4 *Electrical Wiring Diagram*
- 5 *Sound Pressure Level*
- 6 *Temperature and air flow distribution*

1 Specifications

Floor Standing

1) Technical specifications

Model				AM036FNFDEH***	AM056FNFDEH***	AM071FNFDEH***
Power Supply		Ø, #, V, Hz		1, 2, 220~240, 50	1, 2, 220~240, 50	1, 2, 220~240, 50
Mode *1)				HP/HR	HP/HR	HP/HR
Performance	Capacity (Nominal)	Cooling *2)	kW	3.6	5.6	7.1
			Btu/h	12,300	19,100	24,200
		Heating *3)	kW	4.0	6.3	8.0
			Btu/h	13,600	21,500	27,300
Power	Power Input (Nominal)	Cooling *2)	W	50	110	110
		Heating *3)		50	110	110
	Current Input (Nominal)	Cooling *2)	A	0.24	0.53	0.53
		Heating *3)		0.24	0.53	0.53
Fan	Motor	Type	-	Sirocco Fan	Sirocco Fan	Sirocco Fan
		Output	W	-	-	-
		Number of unit	EA	-	-	-
	Air Flow Rate	H/M/L (UL)	CMM	10.00/8.50/6.00	15.50/14.00/11.00	15.50/14.00/11.00
			l/s	166.67/141.67/100.00	258.33/233.33/183.33	258.33/233.33/183.33
	External Pressure	Min / Std / Max	mmAq	-	-	-
			Pa	-	-	-
WG			-	-	-	
Option Code				01A054-105000-202424-330010	01A054-105000-203838-330010	01A054-105000-204747-330010
Piping Connections	Liquid Pipe	Ø, mm	6.35	9.52	9.52	
		Ø, inch	1/4	3/8	3/8	
	Gas Pipe	Ø, mm	12.70	15.88	15.88	
		Ø, inch	1/2	5/8	5/8	
Drain Pipe	Ø, mm	ID 18 HOSE	ID 18 HOSE	ID 18 HOSE		
Field Wiring	Power Source Wire	Below 20m / over 20m	mm ²	1.5 / 2.5	1.5 / 2.5	1.5 / 2.5
	Transmission Cable		mm ²	0.75~1.5	0.75~1.5	0.75~1.5
Refrigerant	Type	-	-	R410A	R410A	R410A
	Control Method	-	-	EEV INCLUDED	EEV INCLUDED	EEV INCLUDED
Sound	Sound Pressure	High / Mid / Low *4)	dBA	37 / 32 / 27	40 / 36 / 32	40 / 36 / 32
Dimensions	Net Weight		kg	23.0	28.5	28.5
	Shipping Weight		kg	27.0	33.3	33.3
	Net Dimensions (W×H×D)		mm	945 x 600 x 220	1225 x 600 x 220	1225 x 600 x 220
	Shipping Dimensions (W×H×D)		mm	1035 x 690 x 310	1335 x 690 x 310	1335 x 690 x 310
Panel Size	Panel model		-	-	-	-
	Panel Net Weight		kg	-	-	-
	Shipping Weight		kg	-	-	-
	Net Dimensions (W×H×D)		mm	-	-	-
	Shipping Dimensions (W×H×D)		mm	-	-	-
Additional Accessories	Drain pump	Drain pump	- / Model	-	-	-
		Max. lifting Height / Displacement	mm/liter/h	-	-	-
	Air Filter		-	Long life filter	Long life filter	Long life filter

* Specifications may be subject to change without prior notice for product improvement.

*1) Mode

- HP : Heat Pump, HR : Heat Recovery

*2) Nominal cooling capacities are based on;

- Indoor temperature : 27°C DB, 19°C WB

- Outdoor temperature : 35°C DB, 24°C WB, Equivalent refrigerant piping : 7.5m, Level differences : 0m

*3) Nominal heating capacities are based on;

- Indoor temperature : 20°C DB, 15°C WB

- Outdoor temperature : 7°C DB, 6°C WB, Equivalent refrigerant piping : 7.5m, Level differences : 0m

*4) Sound pressure was acquired in an anechoic room. Thus actual noise level may be different depending on the installation conditions.

*5) These products contain R410A which is fluorinated greenhouse gas.

* Heat Exchanger type : Fin & Tube (Fin : Al, Tube : Cu)

2 Capacity table

Floor Standing

1) Cooling

TC : Total Capacity(kW), SHC : Sensible Heat Capacity(kW)

Model	Outdoor Air Temp. (°C, DB)	Indoor temperature (°C, WB)													
		14		16		18		19		20		22		24	
		TC	SHC	TC	SHC	TC	SHC	TC	SHC	TC	SHC	TC	SHC	TC	SHC
		kW	kW	kW	kW	kW	kW	kW	kW	kW	kW	kW	kW	kW	kW
036	10	2.5	2.0	2.9	2.3	3.4	2.5	3.6	2.6	3.7	2.6	4.0	2.6	4.3	2.5
	12	2.5	2.0	2.9	2.3	3.4	2.5	3.6	2.6	3.7	2.6	4.0	2.6	4.3	2.5
	14	2.5	2.0	2.9	2.3	3.4	2.5	3.6	2.6	3.7	2.6	4.0	2.6	4.3	2.5
	16	2.5	2.0	2.9	2.3	3.4	2.5	3.6	2.6	3.7	2.6	4.0	2.6	4.3	2.5
	18	2.5	2.0	2.9	2.3	3.4	2.5	3.6	2.6	3.7	2.6	4.0	2.6	4.2	2.4
	20	2.5	2.0	2.9	2.3	3.4	2.5	3.6	2.6	3.7	2.6	4.0	2.6	4.2	2.4
	21	2.5	2.0	2.9	2.3	3.4	2.5	3.6	2.6	3.7	2.6	4.0	2.6	4.2	2.4
	23	2.5	2.0	2.9	2.3	3.4	2.5	3.6	2.6	3.7	2.6	4.0	2.6	4.2	2.4
	25	2.5	2.0	2.9	2.3	3.4	2.5	3.6	2.6	3.7	2.6	4.0	2.6	4.2	2.4
	27	2.5	2.0	2.9	2.3	3.4	2.5	3.6	2.6	3.7	2.6	4.0	2.6	4.2	2.4
	29	2.5	2.0	2.9	2.3	3.4	2.5	3.6	2.6	3.7	2.6	4.0	2.6	4.2	2.4
	31	2.5	2.0	2.9	2.3	3.4	2.5	3.6	2.6	3.7	2.6	4.0	2.6	4.2	2.4
	33	2.5	2.0	2.9	2.3	3.4	2.5	3.6	2.6	3.7	2.6	4.0	2.6	4.2	2.4
	35	2.5	2.0	2.9	2.3	3.4	2.5	3.6	2.6	3.7	2.6	4.0	2.6	4.2	2.4
37	2.5	2.0	2.9	2.3	3.4	2.5	3.6	2.6	3.7	2.6	3.9	2.5	4.2	2.4	
39	2.5	2.0	2.9	2.3	3.4	2.5	3.6	2.6	3.7	2.6	3.9	2.5	4.1	2.3	
056	10	3.9	3.3	4.6	3.8	5.3	4.0	5.6	4.2	5.8	4.2	6.3	4.3	6.7	4.1
	12	3.9	3.3	4.6	3.8	5.3	4.0	5.6	4.2	5.8	4.2	6.3	4.3	6.7	4.1
	14	3.9	3.3	4.6	3.8	5.3	4.0	5.6	4.2	5.8	4.2	6.2	4.2	6.7	4.1
	16	3.9	3.3	4.6	3.8	5.3	4.0	5.6	4.2	5.8	4.2	6.2	4.2	6.6	4.0
	18	3.9	3.3	4.6	3.8	5.3	4.0	5.6	4.2	5.8	4.2	6.2	4.2	6.6	4.0
	20	3.9	3.3	4.6	3.8	5.3	4.0	5.6	4.2	5.8	4.2	6.2	4.2	6.6	4.0
	21	3.9	3.3	4.6	3.8	5.3	4.0	5.6	4.2	5.8	4.2	6.2	4.2	6.6	4.0
	23	3.9	3.3	4.6	3.8	5.3	4.0	5.6	4.2	5.8	4.2	6.2	4.2	6.6	4.0
	25	3.9	3.3	4.6	3.8	5.3	4.0	5.6	4.2	5.8	4.2	6.2	4.2	6.6	4.0
	27	3.9	3.3	4.6	3.8	5.3	4.0	5.6	4.2	5.8	4.2	6.2	4.2	6.6	4.0
	29	3.9	3.3	4.6	3.8	5.3	4.0	5.6	4.2	5.8	4.2	6.2	4.2	6.6	4.0
	31	3.9	3.3	4.6	3.8	5.3	4.0	5.6	4.2	5.8	4.2	6.2	4.2	6.6	4.0
	33	3.9	3.3	4.6	3.8	5.3	4.0	5.6	4.2	5.8	4.2	6.2	4.2	6.6	4.0
	35	3.9	3.3	4.6	3.8	5.3	4.0	5.6	4.2	5.8	4.2	6.2	4.2	6.6	4.0
37	3.9	3.3	4.6	3.8	5.3	4.0	5.6	4.2	5.8	4.2	6.1	4.1	6.5	3.9	
39	3.9	3.3	4.6	3.8	5.3	4.0	5.6	4.2	5.8	4.2	6.1	4.1	6.4	3.8	
071	10	4.9	4.0	5.8	4.6	6.7	4.8	7.1	5.0	7.4	5.2	8.0	5.3	8.5	5.0
	12	4.9	4.0	5.8	4.6	6.7	4.8	7.1	5.0	7.4	5.2	7.9	5.2	8.5	5.0
	14	4.9	4.0	5.8	4.6	6.7	4.8	7.1	5.0	7.4	5.2	7.9	5.2	8.5	5.0
	16	4.9	4.0	5.8	4.6	6.7	4.8	7.1	5.0	7.4	5.2	7.9	5.2	8.4	4.9
	18	4.9	4.0	5.8	4.6	6.7	4.8	7.1	5.0	7.4	5.2	7.9	5.2	8.4	4.9
	20	4.9	4.0	5.8	4.6	6.7	4.8	7.1	5.0	7.4	5.2	7.9	5.2	8.4	4.9
	21	4.9	4.0	5.8	4.6	6.7	4.8	7.1	5.0	7.4	5.2	7.9	5.2	8.4	4.9
	23	4.9	4.0	5.8	4.6	6.7	4.8	7.1	5.0	7.4	5.2	7.9	5.2	8.4	4.9
	25	4.9	4.0	5.8	4.6	6.7	4.8	7.1	5.0	7.4	5.2	7.9	5.2	8.4	4.9
	27	4.9	4.0	5.8	4.6	6.7	4.8	7.1	5.0	7.4	5.2	7.9	5.2	8.4	4.9
	29	4.9	4.0	5.8	4.6	6.7	4.8	7.1	5.0	7.4	5.2	7.9	5.2	8.4	4.9
	31	4.9	4.0	5.8	4.6	6.7	4.8	7.1	5.0	7.4	5.2	7.9	5.2	8.4	4.9
	33	4.9	4.0	5.8	4.6	6.7	4.8	7.1	5.0	7.4	5.2	7.9	5.2	8.4	4.9
	35	4.9	4.0	5.8	4.6	6.7	4.8	7.1	5.0	7.4	5.2	7.9	5.2	8.4	4.9
37	4.9	4.0	5.8	4.6	6.7	4.8	7.1	5.0	7.3	5.1	7.8	5.1	8.2	4.8	
39	4.9	4.0	5.8	4.6	6.7	4.8	7.1	5.0	7.3	5.1	7.7	5.0	8.1	4.7	

2 Capacity table

Floor Standing

2) Heating

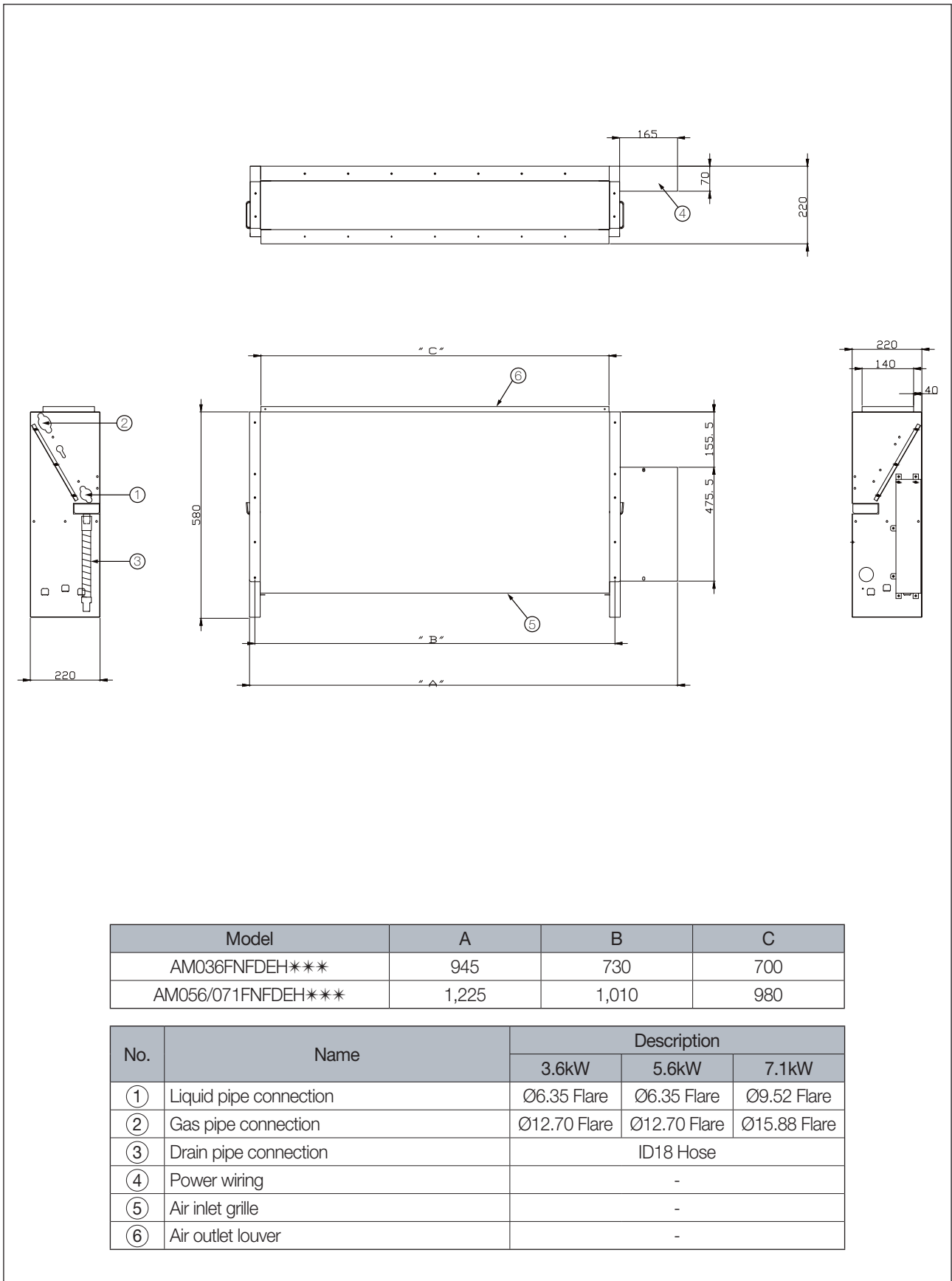
TC : Total Capacity(kW)

Model	Outdoor Air Temp. (°C)		Indoor temperature (°C, DB)				
			16	18	20	22	24
	DB	WB	TC kW	TC kW	TC kW	TC kW	TC kW
036	-14.7	-15.0	2.7	2.6	2.5	2.5	2.4
	-12.6	-13.0	2.8	2.7	2.7	2.6	2.6
	-10.5	-11.0	2.9	2.9	2.9	2.8	2.8
	-9.5	-10.0	2.9	2.9	2.9	2.8	2.8
	-8.5	-9.1	3.0	3.0	3.0	2.9	2.9
	-7.0	-7.6	3.1	3.1	3.0	3.0	2.9
	-5.0	-5.6	3.3	3.2	3.2	3.1	3.0
	-3.0	-3.7	3.4	3.4	3.3	3.2	3.1
	0.0	-0.7	3.6	3.6	3.5	3.4	3.2
	3.0	2.2	3.8	3.7	3.7	3.5	3.4
	5.0	4.1	3.9	3.9	3.8	3.6	3.4
	7.0	6.0	4.1	4.1	4.0	3.7	3.4
	9.0	7.9	4.2	4.1	4.0	3.7	3.4
	11.0	9.8	4.4	4.2	4.0	3.7	3.4
13.0	11.8	4.5	4.2	4.0	3.7	3.4	
15.0	13.7	4.6	4.3	4.0	3.7	3.4	
056	-14.7	-15.0	4.2	4.1	4.0	3.9	3.8
	-12.6	-13.0	4.4	4.3	4.2	4.1	4.0
	-10.5	-11.0	4.6	4.5	4.4	4.4	4.3
	-9.5	-10.0	4.7	4.6	4.6	4.5	4.4
	-8.5	-9.1	4.8	4.7	4.7	4.6	4.5
	-7.0	-7.6	4.9	4.8	4.8	4.7	4.5
	-5.0	-5.6	5.2	5.1	5.0	4.9	4.7
	-3.0	-3.7	5.4	5.3	5.3	5.1	4.9
	0.0	-0.7	5.7	5.6	5.5	5.3	5.0
	3.0	2.2	5.9	5.9	5.8	5.6	5.3
	5.0	4.1	6.2	6.1	6.0	5.7	5.3
	7.0	6.0	6.5	6.4	6.3	5.8	5.3
	9.0	7.9	6.7	6.5	6.3	5.8	5.3
	11.0	9.8	6.9	6.6	6.3	5.8	5.3
13.0	11.8	7.1	6.7	6.3	5.8	5.3	
15.0	13.7	7.3	6.8	6.3	5.8	5.3	
071	-14.7	-15.0	5.3	5.2	5.1	4.9	4.8
	-12.6	-13.0	5.5	5.4	5.3	5.2	5.1
	-10.5	-11.0	5.8	5.7	5.6	5.5	5.5
	-9.5	-10.0	6.0	5.9	5.8	5.7	5.6
	-8.5	-9.1	6.1	6.0	5.9	5.8	5.7
	-7.0	-7.6	6.2	6.1	6.0	5.9	5.8
	-5.0	-5.6	6.5	6.5	6.4	6.2	6.0
	-3.0	-3.7	6.9	6.8	6.7	6.4	6.2
	0.0	-0.7	7.2	7.1	7.0	6.7	6.4
	3.0	2.2	7.6	7.5	7.3	7.1	6.8
	5.0	4.1	7.9	7.8	7.7	7.2	6.8
	7.0	6.0	8.2	8.1	8.0	7.4	6.8
	9.0	7.9	8.5	8.2	8.0	7.4	6.8
	11.0	9.8	8.7	8.4	8.0	7.4	6.8
13.0	11.8	9.0	8.5	8.0	7.4	6.8	
15.0	13.7	9.2	8.6	8.0	7.4	6.8	

3 Dimensional drawing

Floor Standing

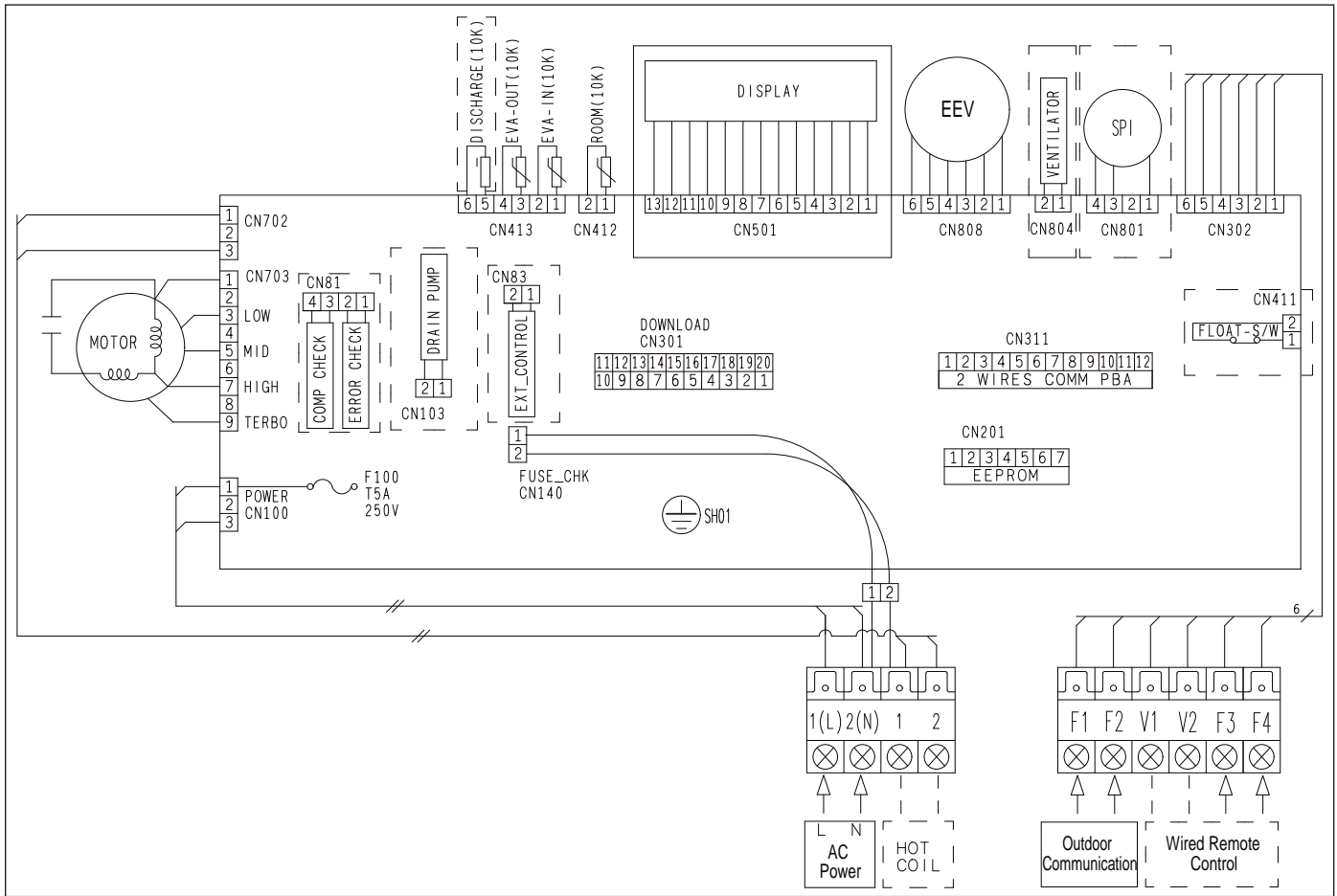
Unit:mm



4 Electrical Wiring Diagram

Floor Standing

AM036/056/071FNFDEH/EU

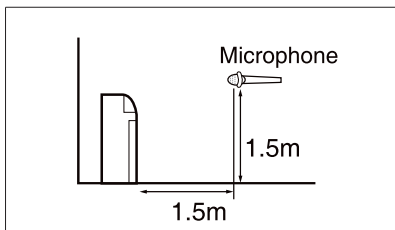


NOTE

1. This wiring diagram applies only to the indoor unit.
2. Symbols show as follow;
BLK : black, RED : red, BLU : blue, WHT:white, YEL : yellow, BRN : brown, SKY : sky-blue, GRN : green
3. For connection wiring indoor-outdoor transmission F1-F2, indoor-wired remotecontroller transmission F3-F4.
4. : Protective earth(screw), : Connector, n : The wire quantity

5 Sound Pressure Level

Floor Standing



Unit: dB(A)

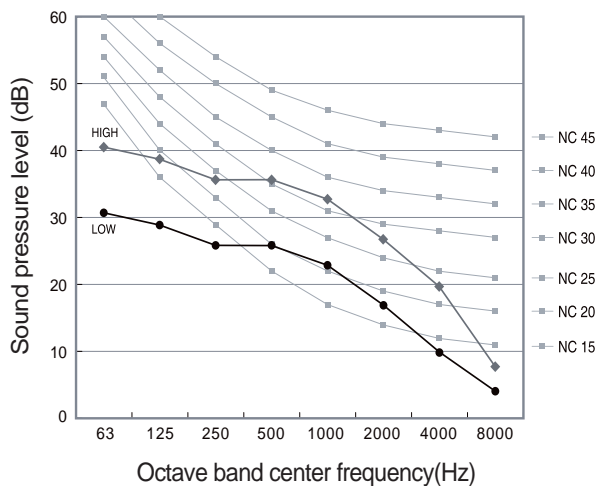
Model	High	Low
AM036FNFDEH/EU	37	27
AM056FNFDEH/EU	40	32
AM071FNFDEH/EU	40	32

Note

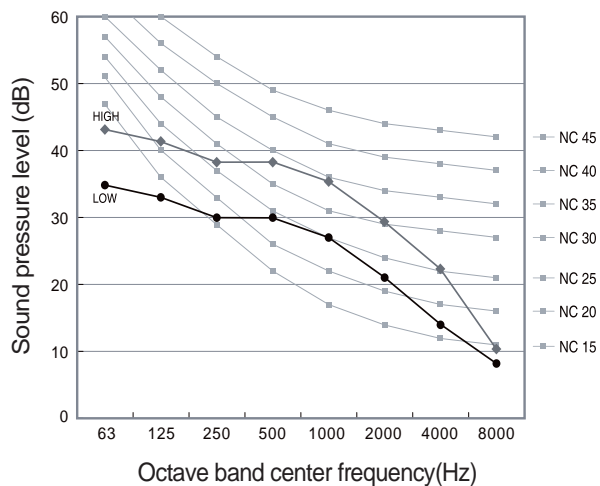
Specifications may be subject to change without prior notice.
 Sound pressure level is obtained in an anechoic room.
 Sound pressure level is a relative value, depending on the distance and acoustic environment.
 Sound pressure level may differ depending on operation condition.
 dBA = A-weighted sound pressure level
 Reference acoustic pressure 0 dB= 20 uPa

NC curve

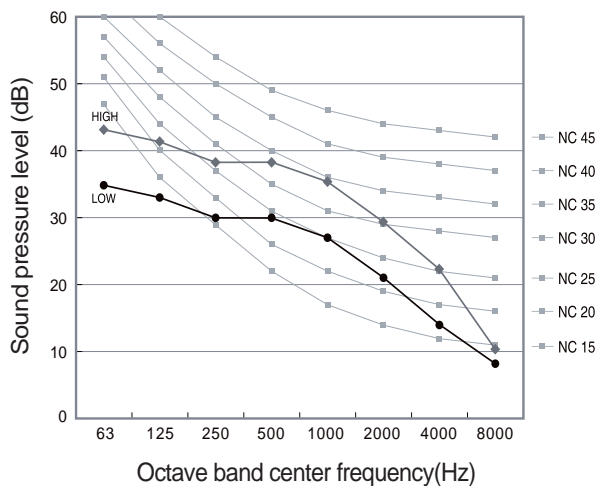
1) AM036FNFDEH/EU



2) AM056FNFDEH/EU



2) AM071FNFDEH/EU



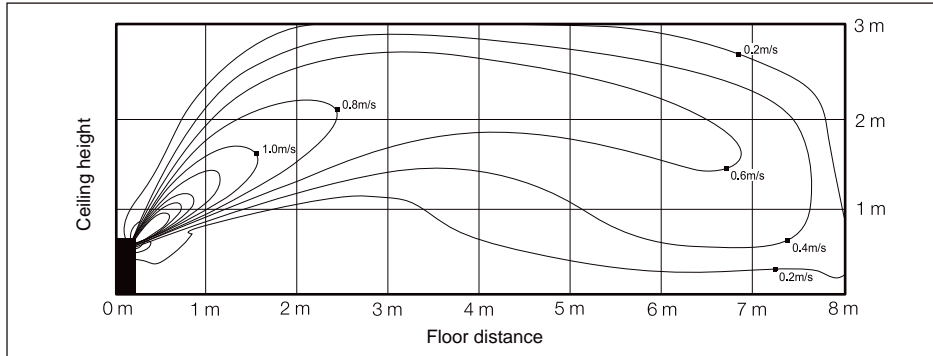
6 Temperature and air flow distribution

Floor Standing

AM036FNFDEH/EU

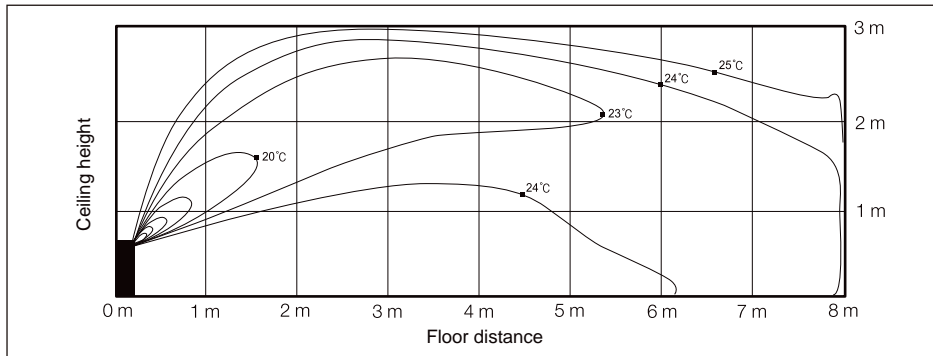
(1) Cooling air velocity distribution

Discharge angle : 36°



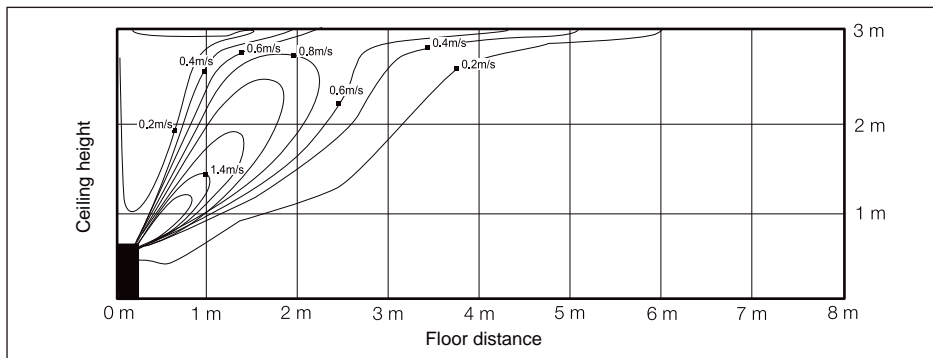
(2) Cooling temperature distribution

Discharge angle : 36°



(3) Heating air velocity distribution

Discharge angle : 54°



(4) Heating temperature distribution

Discharge angle : 54°

